

RTB-SYS-MR2 Wiring Documentation

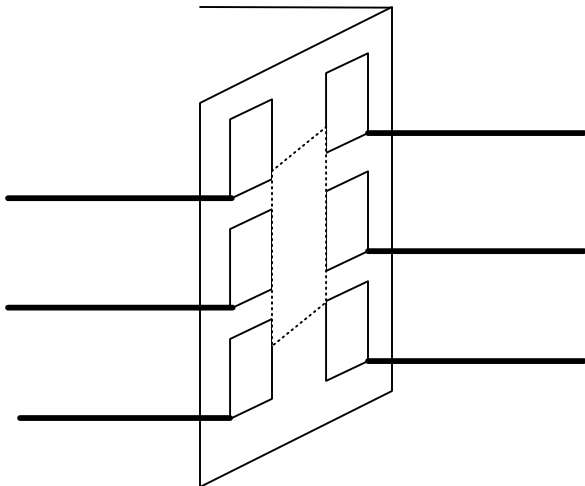
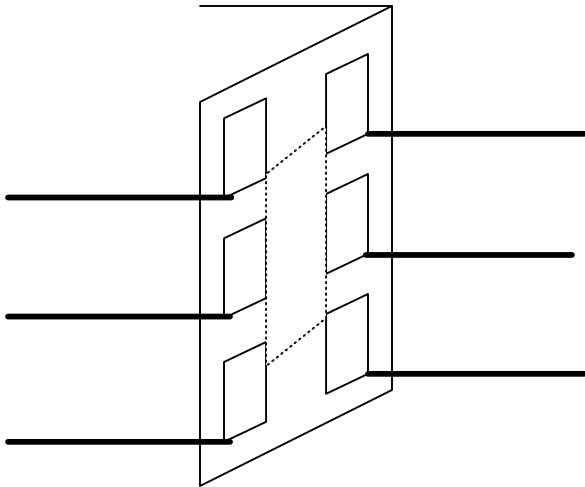
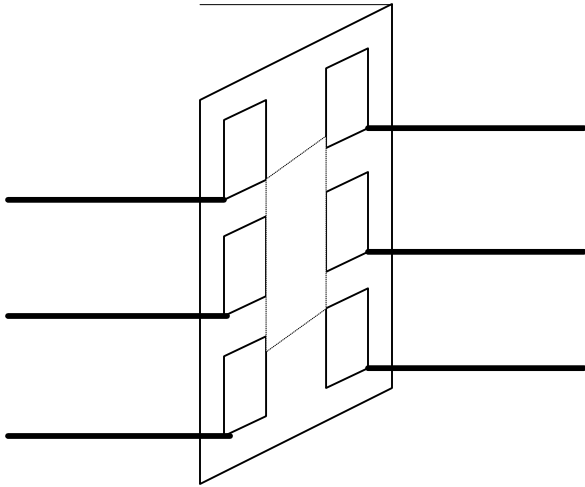
Customer Name _____

Contact _____

Address _____

Phone _____

C
o
n
t
r
o
l
a
n
d
S
i
g
n
a
l
w
i
r
e
s
F
r
o
m
R
o
o
m
s



W
i
r
e
s
I
n
t
o
E
q
u
i
p
m
e
n
t
R
a
c
k
O
r
C
a
b
i
n
e
t

S
p
e
a
k
e
r
w
i
r
e
s
F
r
o
m
R
o
o
m
s

L+1
L-1
R-1
R+1
L+2
L-2
R-2
R+2
L+3
L-3
R-3
R+3
L+4
L-4
R-4
R+4
L+5
L-5
R-5
R+5
L+6
L-6
R-6
R+6

L+1
L-1
R-1
R+1
L+2
L-2
R-2
R+2
L+3
L-3
R-3
R+3
L+4
L-4
R-4
R+4
L+5
L-5
R-5
R+5
L+6
L-6
R-6
R+6

Copy
 Circle one
 Office
 Job Site

Designed By: _____

Wired By: _____

Date: _____